



SMT Power Inductors - DO1606T Series



- Only 2.0 mm high
- Handles current up to 2.3 Amps rms

Designer's Kit C338 contains 3 each of all values

Core material Ferrite

Core and winding loss See www.coilcraft.com/coreloss

Terminations RoHS compliant silver-palladium-platinum-glass frit. Other terminations available at additional cost.

Weight 116 – 136 mg

Ambient temperature –40°C to +85°C with I_{rms} current, +85°C to +125°C with derated current

Storage temperature Component: –40°C to +125°C.
Packaging: –40°C to +80°C

Resistance to soldering heat Max three 40 second reflows at +260°C, parts cooled to room temperature between cycles

Moisture Sensitivity Level (MSL) 1 (unlimited floor life at <30°C / 85% relative humidity)

Failures in Time (FIT) / Mean Time Between Failures (MTBF)

38 per billion hours / 26,315,789 hours, calculated per Telcordia SR-332

Packaging 750/7" reel; 2500/13" reel Plastic tape: 12 mm wide, 0.3 mm thick, 8 mm pocket spacing, 2.5 mm pocket depth

PCB washing Only pure water or alcohol recommended

Part number ¹	L ±20% ² (µH)	DCR max (Ohms)	SRF ref (MHz)	Isat ³ (A)	I _{rms} ⁴ (A)
DO1606T-102ML_	1.0	0.04	230	2.5	2.3
DO1606T-152ML_	1.5	0.06	180	2.2	2.1
DO1606T-222ML_	2.2	0.07	140	1.8	1.7
DO1606T-332ML_	3.3	0.12	110	1.4	1.3
DO1606T-472ML_	4.7	0.15	100	1.2	1.1
DO1606T-682ML_	6.8	0.20	80	1.1	1.0
DO1606T-822ML_	8.2	0.23	70	1.0	0.95
DO1606T-103ML_	10	0.30	60	1.0	0.90
DO1606T-153ML_	15	0.40	45	0.8	0.70
DO1606T-223ML_	22	0.54	35	0.6	0.50
DO1606T-333ML_	33	0.74	30	0.5	0.45
DO1606T-473ML_	47	1.1	22	0.45	0.40
DO1606T-683ML_	68	1.6	20	0.35	0.35
DO1606T-104ML_	100	2.3	15	0.30	0.30
DO1606T-154ML_	150	3.5	10	0.25	0.25
DO1606T-224ML_	220	5.7	9	0.20	0.18
DO1606T-334ML_	330	8.2	8	0.16	0.16
DO1606T-474ML_	470	10.8	7	0.14	0.12
DO1606T-684ML_	680	17.2	5	0.12	0.10
DO1606T-105ML_	1000	22.6	4	0.08	0.08

1. When ordering, please specify **termination** and **packaging** codes:

DO1606T-105M L C

Termination: L = RoHS compliant silver-palladium-platinum-glass frit
Special order: T = RoHS tin-silver-copper (95.5/4/0.5) or
S = non-RoHS tin-lead (63/37).

Packaging: C = 7" machine-ready reel. EIA-481 embossed plastic tape (750 parts per full reel).

B = Less than full reel. In tape, but not machine ready.
To have a leader and trailer added (\$25 charge), use code letter C instead.

D = 13" machine-ready reel. EIA-481 embossed plastic tape (2500 parts per full reel).

2. Inductance tested at 100 kHz, 0.1 V_{rms}, 0 V_{dc}.
 3. DC current at which the inductance drops 10% (typ) from its value without current.
 4. Current that causes a 40°C temperature rise from 25°C ambient.
 5. Electrical specifications at 25°C.
- Refer to Doc 362 "Soldering Surface Mount Components" before soldering.

SPICE models
ON OUR WEB SITE OR CD

Coilcraft[®]

Specifications subject to change without notice.
Please check our website for latest information.

Document 213-1 Revised 10/08/08

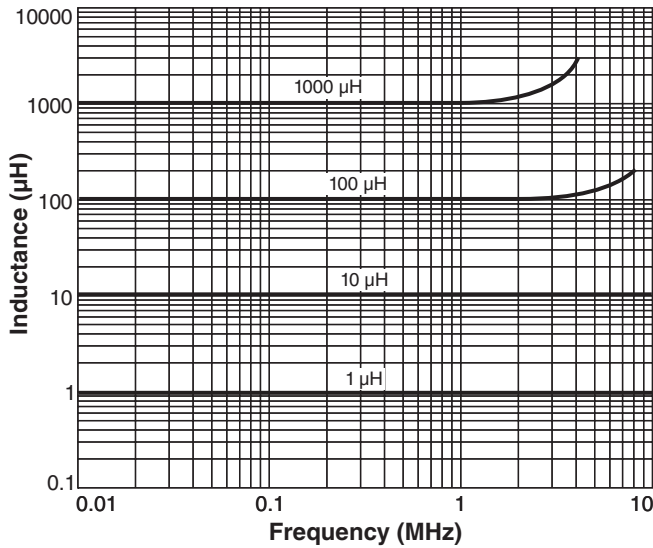
1102 Silver Lake Road Cary, Illinois 60013 Phone 847/639-6400 Fax 847/639-1469

E-mail info@coilcraft.com Web <http://www.coilcraft.com>

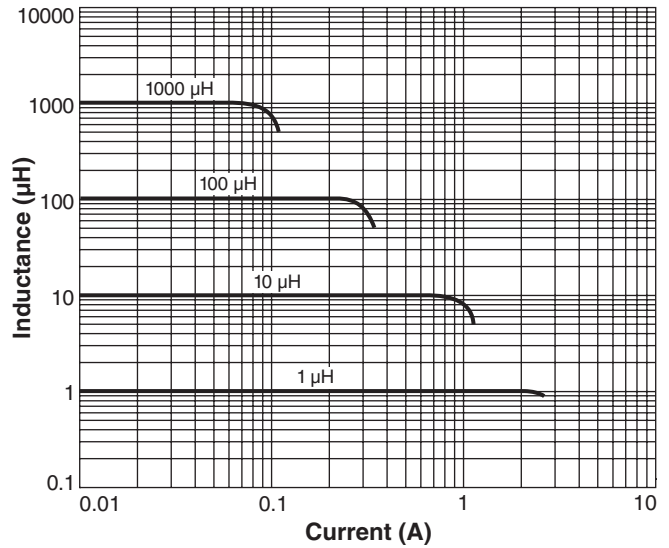


SMT Power Inductors - DO1606T Series

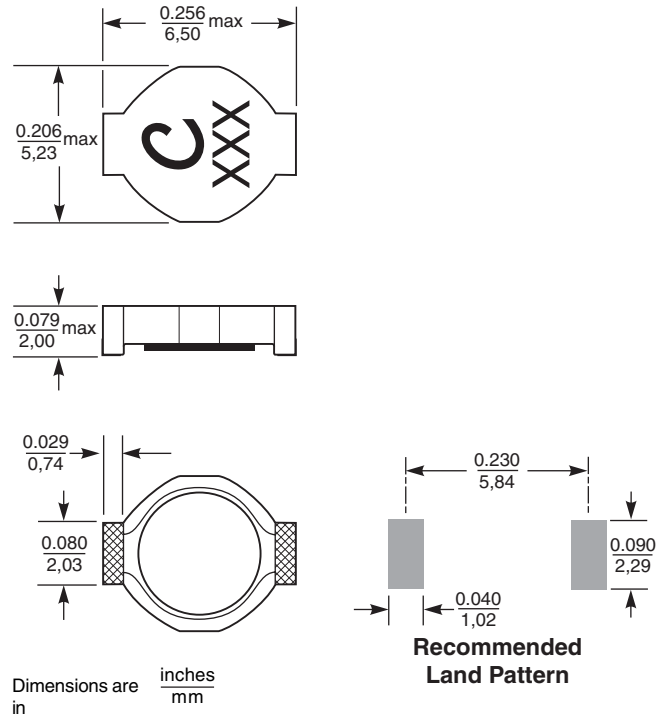
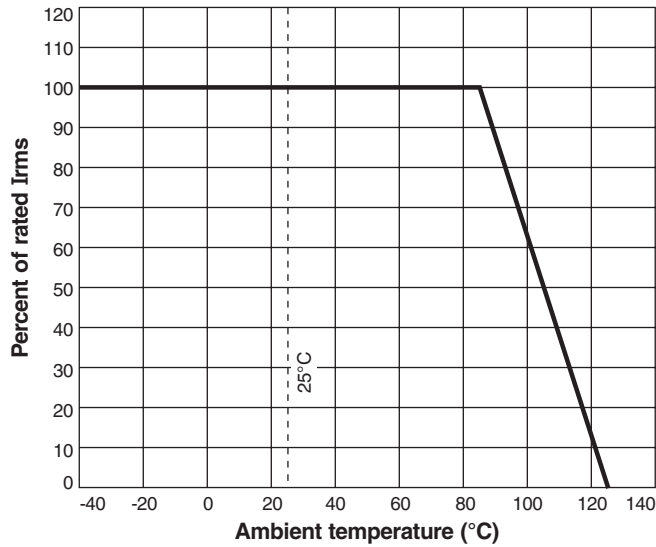
Typical L vs Frequency



Typical L vs Current



Irms Derating



Specifications subject to change without notice. Please check our website for latest information.

Document 213-2 Revised 10/08/08

1102 Silver Lake Road Cary, Illinois 60013 Phone 847/639-6400 Fax 847/639-1469

E-mail info@coilcraft.com Web http://www.coilcraft.com