



TX915-FPC-4510 User Manual v1.0



Product



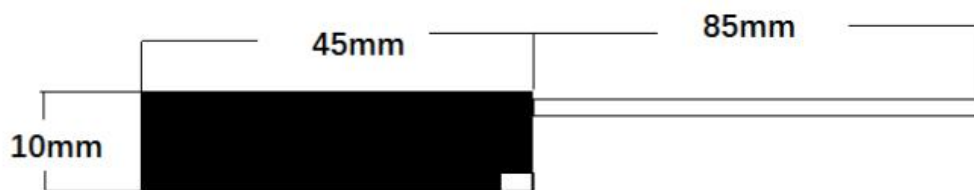
Physical parameter

No.	Parameter item	Parameter details & Description
1	Model	TX915-FPC-4510
2	Size	45mm * 10 mm
3	Average Weight	1g
4	Shape Feature	“1” shape
5	Connector Type	IPEX
6	Cable Length	100 ±2mm
7	Color in plastic	Black
8	Shell Material	FPC

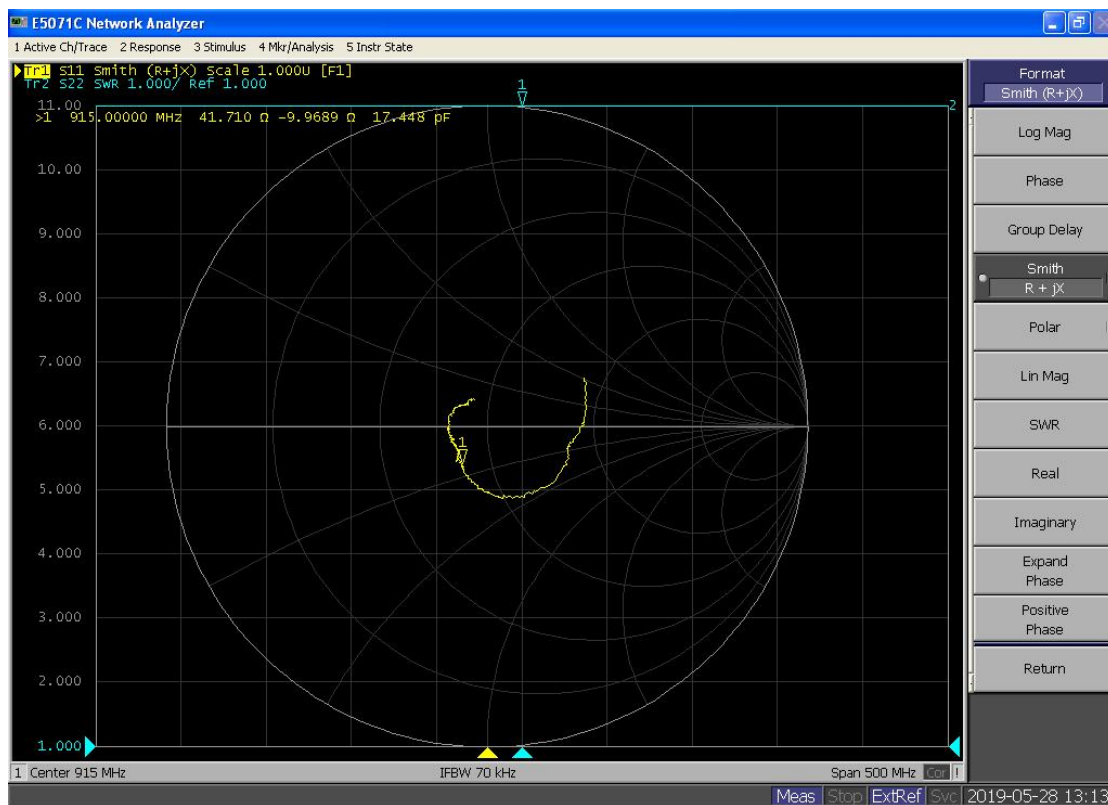
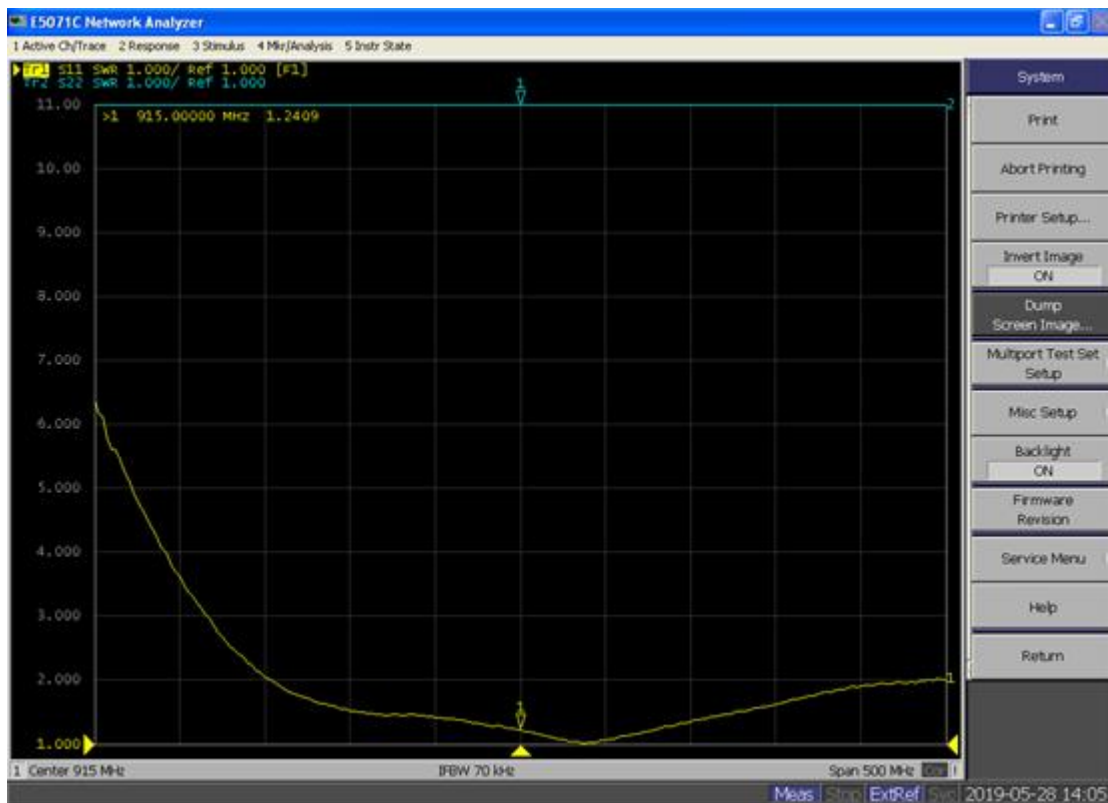
Electrical parameter

No.	The parameter name	Parameter value details
1	Frequency range	868 ~930 MHz
2	The biggest gain	2 dBi
3	Standing wave ratio	≤ 2
4	Power capacity	10 W
5	The input impedance	50 Ω
6	Polarization form	Vertical polarization
7	Radiation direction	Omnidirectional

Size



Angilent E5071C Test Report



About us

Technical support: support@cdebyte.com

Documents and RF Setting download link: www.cdebyte.com

Thank you for using Ebyte products! Please contact us with any questions or suggestions: lirong@cdebyte.com

Phone: 028-61543675

Web: www.cdebyte.com

Address: Building B5, Mould Industrial Park, 199# Xi-Qu Ave, West High-tech Zone, Chengdu, 611731, Sichuan, China



Chengdu Ebyte Electronic Technology Co.,Ltd.