



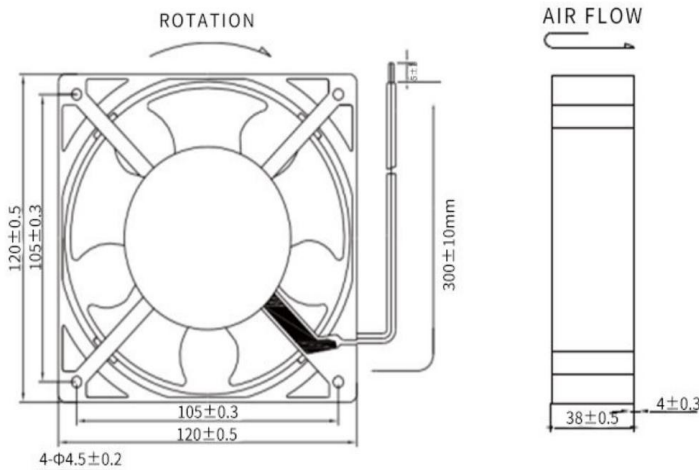
## AC BRUSHLESS FAN

AF5A12038B 120\*120\*38mm

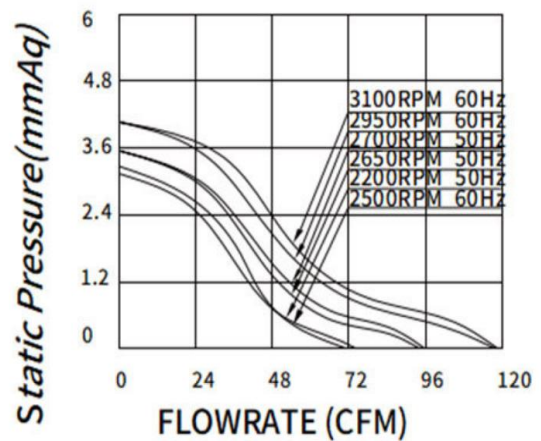
Motor: AC Brushless  
 Bearing: Ball  
 Shell frame: Aluminium Alloy  
 Fan blade: Gum leaf  
 Insulation: Class B  
 Wire: AWG#26UL1007 (optional)  
 PIN1: BLACK WIRE----(-)  
 PIN2: RED WIRE----(+)



DIMENSIONS DRAWING(unit:mm)



P@Q CURVE(AT RATED VOLTAGE)



| Model          | Bearing Mode①                     | Rated Vol | Operating voltage | Rated current | Rated input power | Speed     | Maximum air Flow |        | Maximum Air pressure |          | Noise |
|----------------|-----------------------------------|-----------|-------------------|---------------|-------------------|-----------|------------------|--------|----------------------|----------|-------|
|                |                                   | VDC       | VDC               | Amp           | Watt              |           | R. P. M          | M3/min | CFM                  | mmH2O    |       |
| PART. NO.      |                                   | VDC       | VDC               | Amp           | Watt              | R. P. M   | M3/min           | CFM    | mmH2O                | InH2O    | dB-A  |
| AF5A12038B110L | B=Ball<br>S=Sleeve<br>H=Hydraulic | 110       | 100~125           | 0.14/0.1      | 12/10.5           | 2000/1800 | 1.86/1.6         | 66/60  | 2.78/2.68            | 0.1/0.1  | 30/29 |
| AF5A12038B110H |                                   | 110       | 100~125           | 0.22/0.1      | 20/19             | 2650/2950 | 2.57/3.2         | 91/113 | 3.56/4.06            | 0.14/0.1 | 40/45 |
| AF5A12038B110M |                                   | 110       | 100~125           | 0.17/0.1      | 16/14             | 2500/2200 | 2.12/1.9         | 75/70  | 3.0/3.2              | 0.11/0.1 | 37/35 |
| AF5A12038B220L |                                   | 220       | 220~240           | 0.08/0.07     | 12/10.5           | 2000/1800 | 1.86/1.6         | 66/60  | 2.78/2.68            | 0.1/0.1  | 30/29 |
| AF5A12038B220H |                                   | 220       | 220~240           | 0.12/11       | 20/19             | 2650/2950 | 2.57/3.2         | 91/113 | 3.56/4.06            | 0.14/0.1 | 40/45 |
| AF5A12038B220M |                                   | 220       | 220~240           | 0.09/0.08     | 16/14             | 2500/2200 | 2.12/1.9         | 75/70  | 3.0/3.2              | 0.11/0.1 | 37/35 |

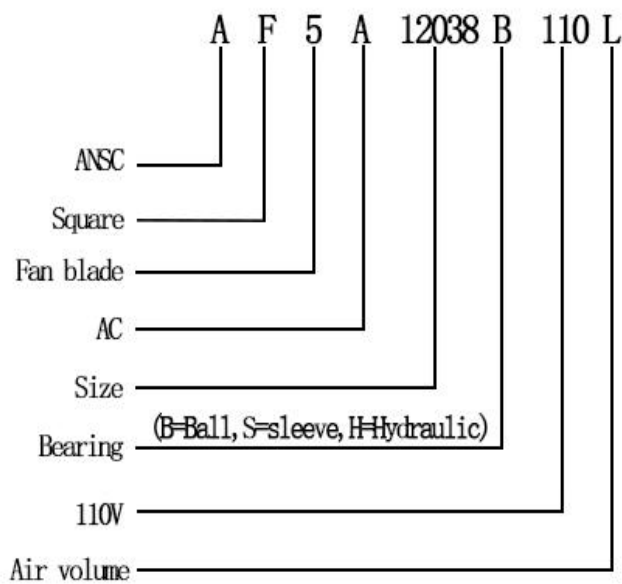
① Bearing Mode: Ball / Sleeve / Hydraulic / Ball (UL) / Sleeve (UL) / Hydraulic (UL)

② X=Function: FG RD RDL LD PWM TP VC RC CS RP SS AS CL IPX5

③ A=Plug

④ C=Customized by customers: Air volume, Air duct, Movement, Service life, Temperature, Noise, Material, Mold. etc.

导引: 编码规则 Code Rule



\*PROPRIETARY AND CONFIDENTIAL , THE INFORMATION CONTAINED IN THIS DRAWING IS THE SOLE PROPERTY OF <ALL NEW SEMI>.

ANY REPRODUCTION IN PART OR AS A WHOLE WITHOUT THE WRITTEN PERMISSION OF <ALL NEW SEMI> IS PROHIBITED.

<https://allnewsemi.com>  
<https://allnewsemi.shop>