



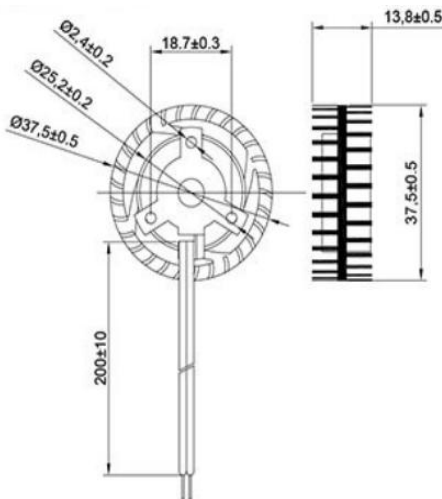
DC Brushless FAN

AZ5020B 50*50*20MM

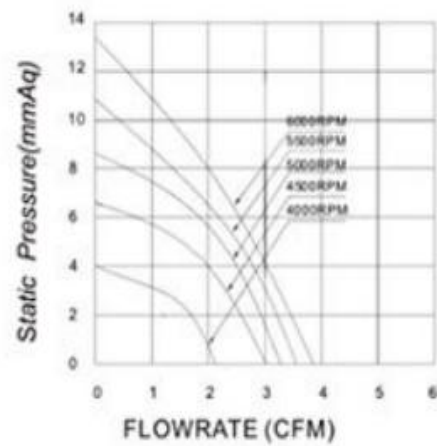
Motor:DC Brushless
 Bearing:Ball、sleeve、Hydraulic
 Shell frame: PBT UL94V_0
 Fan blade: PBT UL94V_0
 Insulation:Class B
 Wire:AWG#26UL1007 (optional)
 PIN1:BLACK WIRE----(-)
 PIN2:RED WIRE----(+)



DIMENSIONS DRAWING(unit:mm)



P@Q CURVE(AT RATEDVOLTAGE)



Model	Bearing Mode①	Rated Vol	Frequency	Rated current	Rated input power	Speed	Maximum air Flow		Maximum Air pressure		Noise
		VDC	VDC	Amp	Watt		R. P. M	M3/min	CFM	mmH2O	
PART. NO.											
AZ5020B05L	B=Ball S=Sleeve H=Hydraulic	5	1.8~3.6~6.8	0.34	1.68	4000	0.06	2.13	4	0.157	31.5
AZ5020B05LL		5	1.8~3.6~6.8	0.43	2.16	4500	0.086	3.04	6.68	0.263	34.2
AZ5020B05M		5	1.8~3.6~6.8	0.53	2.64	5000	0.096	3.4	8.56	0.337	38.9
AZ5020B12L		12	7~13.5	0.14	1.68	4000	0.06	2.13	4	0.157	31.5
AZ5020B12LL		12	7~13.5	0.18	2.16	4500	0.086	3.04	6.68	0.263	34.2
AZ5020B12M		12	7~13.5	0.22	2.64	5000	0.096	3.4	8.56	0.337	38.9

AZ5020B12H	B=Ball S=Sleeve H=Hydraulic	12	7~13.5	0.26	3.12	5500	0.102	3.6	10.81	0.426	39.9
AZ5020B12HH		12	7~13.5	0.3	3.6	6000	0.107	3.79	13.33	0.525	42.7
AZ5020B24L		24	18~26.5	0.07	1.68	4000	0.06	2.13	4	0.157	31.5
AZ5020B24LL		24	18~26.5	0.09	2.16	4500	0.086	3.04	6.68	0.263	34.2
AZ5020B24M		24	18~26.5	0.11	2.64	5000	0.096	3.4	8.56	0.337	38.9
AZ5020B24H		24	18~26.5	0.13	3.12	5500	0.102	3.6	10.81	0.426	39.9
AZ5020B24HH		24	18~26.5	0.15	3.6	6000	0.107	3.79	13.33	0.525	42.7

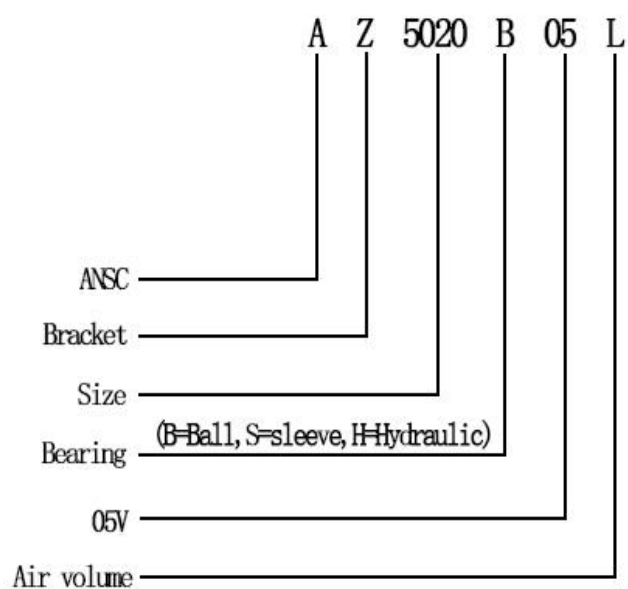
① Bearing Mode: Ball / Sleeve / Hydraulic / Ball (UL) / Sleeve (UL) Hydraulic (UL)

② X=Function: FG RD RDL LD PWM TP VC RC CS RP SS AS CL IPX5

③ A=Plug

④ C=Customized by customers: Air volume, Air duct, Movement, Service life, Temperature, Noise, Material, Mold. etc.

导引：编码规则 Code Rule



*PROPRIETARY AND CONFIDENTIAL , THE INFORMATION CONTAINED IN THIS DRAWING IS THE SOLE PROPERTY OF <ALL NEW SEMI>. ANY REPRODUCTION IN PART OR AS A WHOLE WITHOUT THE WRITTEN PERMISSION OF <ALL NEW SEMI> IS PROHIBITED.

<https://allnewsemi.com>
<https://allnewsemi.shop>