



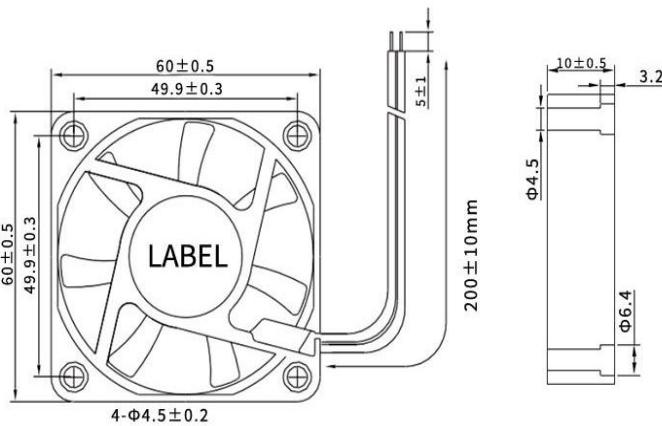
DC BRUSHLESS FAN

AF9D6010B 60*60*10mm

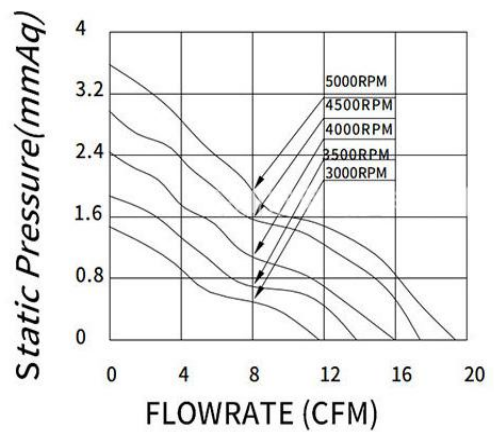
Motor:DC Brushless
 Bearing:Ball、sleeve、Hydraulic
 Shell frame: PBT UL94V-0
 Fan blade: PBT UL94V-0
 Insulation:Class B
 Wire:AWG#26UL1007 (optional)
 PIN1:BLACK WIRE---(-)
 PIN2:RED WIRE---(+)



DIMENSIONS DRAWING(unit:mm)



P@Q CURVE(AT RATED VOLTAGE)



Model	Bearing Mode①	Rate d	Operating	Rated	Rated	Speed	Maximum		Maximum		Noise
		Volt	voltage	current	input		air Flow	Air	pressure	pressure	
PART. NO.		VDC	range	Amp	Walt	R. P. M	M3/min	CFM	mmH2O	InH2O	dB-A
AF9D6010B05L	B=Ball S=Sleeve H=Hydraulic	5	1.8~3~6	0.072	0.36	3000	0.329	11.60	1.48	0.058	21.0
AF9D6010B05M		5	1.8~3~6	0.096	0.48	3500	0.389	13.70	1.83	0.072	24.4
AF9D6010B05H		5	1.8~3~6	0.12	0.60	4000	0.451	15.90	2.43	0.096	29.5
AF9D6010B05HH		5	1.8~3~6	0.144	0.72	4500	0.502	17.70	2.95	0.116	30.5
AF9D6010B05VH		5	1.8~3~6	0.168	0.84	5000	0.547	19.30	3.56	0.14	34.4
AF9D6010B12L		12	8.5~13.5	0.03	0.36	3000	0.329	11.60	1.48	0.058	21.0
AF9D6010B12M		12	8.5~13.5	0.04	0.48	3500	0.389	13.70	1.83	0.072	24.4

AF9D6010B12H	B=Ball S=Sleeve H=Hydraulic	12	8.5~13.5	0.05	0.60	4000	0.451	15.90	2.43	0.096	29.5
AF9D6010B12HH		12	8.5~13.5	0.06	0.72	4500	0.502	17.70	2.95	0.116	30.5
AF9D6010B12VH		12	8.5~13.5	0.07	0.84	5000	0.547	19.30	3.56	0.14	34.4

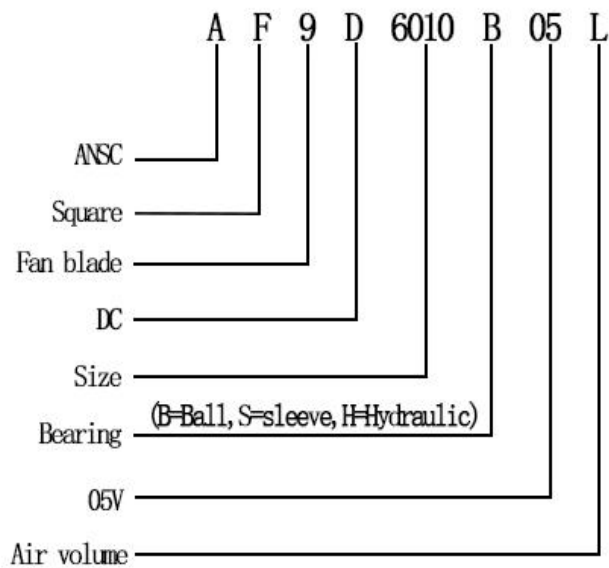
①Bearing Mode:Ball/ Sleeve/Hydraulic/Ball (UL)/Sleeve (UL)Hydraulic (UL)

②X=Function: FG RD RDL LD PWM TP VC RC CS RP SS AS CL IPX5

③A=Plug

④C=Customized by customers: Air volume, Air duct, Movement, Service life, Temperature, Noise, Material, Mold.etc.

导引: 编码规则Code Rule



*PROPRIETARY AND CONFIDENTIAL , THE INFORMATION CONTAINED IN THIS DRAWING IS THE SOLE PROPERTY OF <ALL NEW SEMI>. ANY REPRODUCTION IN PART OR AS A WHOLE WITHOUT THE WRITTEN PERMISSION OF <ALL NEW SEMI> IS PROHIBITED.

<https://allnewsemi.com>
<https://allnewsemi.shop>