



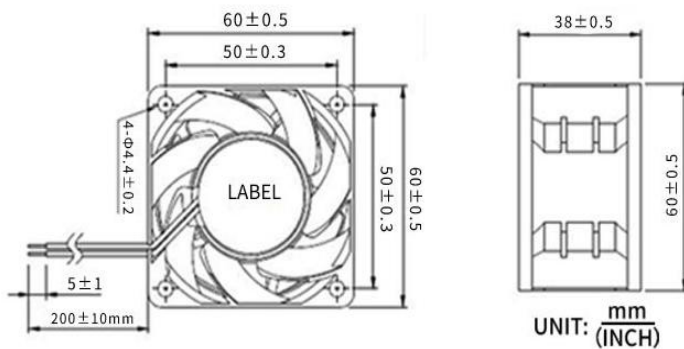
DC BRUSHLESS FAN

AF7D6038B 60*60*38mm

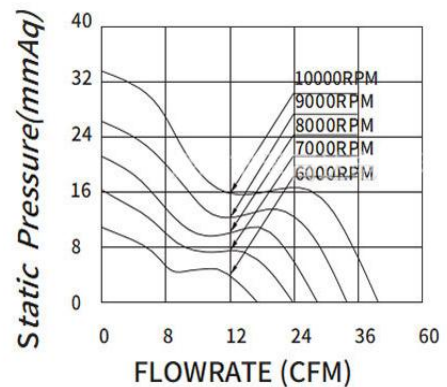
Motor:DC Brushless
 Bearing:Ball、sleeve、Hydraulic
 Shell frame: PBT UL94V-0
 Fan blade: PBT UL94V-0
 Insulation:Class B
 Wire:AWG#26UL1007 (optional)
 PIN1:BLACK WIRE----(-)
 PIN2:RED WIRE----(+)



DIMENSIONS DRAWING(unit:mm)



P@Q CURVE(AT RATED VOLTAGE)



| Model | Bearing Mode① | Rate d | Operating | Rated | Rated | Speed | Maximum air Flow | | Maximum Air pressure | | Noise |
|---------------|-----------------------------------|--------|---------------|---------|-------------|---------|------------------|-------|----------------------|-------|-------|
| | | Volt | voltage range | current | input power | | M3/min | CFM | mmH2O | InH2O | |
| PART. NO. | | VDC | VDC | Amp | Walt | R. P. M | | | | | dB-A |
| AF7D6038B12L | B=Ball S=Sleeve H=Hydraulic | 12 | 7~13.5 | 0.26 | 3.12 | 6000 | 0.843 | 29.70 | 11.48 | 0.452 | 48.9 |
| AF7D6038B12M | | 12 | 7~13.5 | 0.42 | 5.04 | 7000 | 1.103 | 35.70 | 16.19 | 0.637 | 52.3 |
| AF7D6038B12H | | 12 | 7~13.5 | 0.6 | 7.20 | 8000 | 1.172 | 41.40 | 21.07 | 0.83 | 56.1 |
| AF7D6038B12LH | | 12 | 7~13.5 | 0.72 | 8.64 | 9000 | 1.299 | 45.80 | 26.24 | 1.033 | 60.3 |
| AF7D6038B12HH | | 12 | 7~13.5 | 0.9 | 10.80 | 10000 | 1.463 | 51.60 | 32.75 | 1.289 | 62.2 |
| AF7D6038B24L | | 24 | 18~26.5 | 0.13 | 3.12 | 6000 | 0.843 | 29.70 | 11.48 | 0.452 | 48.9 |
| AF7D6038B24M | | 24 | 18~26.5 | 0.21 | 5.04 | 7000 | 1.103 | 35.70 | 16.19 | 0.637 | 52.3 |

| | | | | | | | | | | | |
|---------------|-----------------------------------|----|---------|-------|-------|-------|-------|-------|-------|-------|------|
| AF7D6038B24H | B=Ball S=Sleeve H=Hydraulic | 24 | 18~26.5 | 0.3 | 7.20 | 8000 | 1.172 | 41.40 | 21.07 | 0.83 | 56.1 |
| AF7D6038B24LH | | 24 | 18~26.5 | 0.36 | 8.64 | 9000 | 1.299 | 45.80 | 26.24 | 1.033 | 60.3 |
| AF7D6038B24HH | | 24 | 18~26.5 | 0.45 | 10.80 | 10000 | 1.463 | 51.60 | 32.75 | 1.289 | 62.2 |
| AF7D6038B48L | | 48 | 36~54 | 0.07 | 3.12 | 6000 | 0.843 | 29.70 | 11.48 | 0.452 | 48.9 |
| AF7D6038B48M | | 48 | 36~54 | 0.1 | 5.04 | 7000 | 1.103 | 35.70 | 16.19 | 0.637 | 52.3 |
| AF7D6038B48H | | 48 | 36~54 | 0.15 | 7.20 | 8000 | 1.172 | 41.40 | 21.07 | 0.83 | 56.1 |
| AF7D6038B48LH | | 48 | 36~54 | 0.18 | 8.64 | 9000 | 1.299 | 45.80 | 26.24 | 1.033 | 60.3 |
| AF7D6038B48HH | | 48 | 36~54 | 0.225 | 10.80 | 10000 | 1.463 | 51.60 | 32.75 | 1.289 | 62.2 |

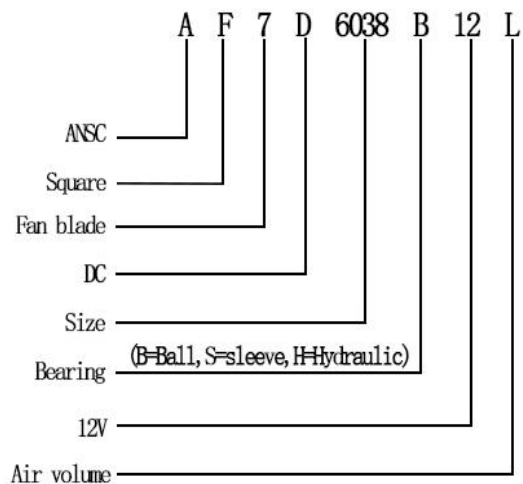
① Bearing Mode: Ball / Sleeve / Hydraulic / Ball (UL) / Sleeve (UL) Hydraulic (UL)

② X=Function: FG RD RDL LD PWM TP VC RC CS RP SS AS CL IPX5

③ A=Plug

④ C=Customized by customers: Air volume, Air duct, Movement, Service life, Temperature, Noise, Material, Mold. etc.

导引: 编码规则 Code Rule



*PROPRIETARY AND CONFIDENTIAL , THE INFORMATION CONTAINED IN THIS DRAWING IS THE SOLE PROPERTY OF <ALL NEW SEMI>. ANY REPRODUCTION IN PART OR AS A WHOLE WITHOUT THE WRITTEN PERMISSION OF <ALL NEW SEMI> IS PROHIBITED.

<https://allnewsemi.com>
<https://allnewsemi.shop>