



DC Blower fan

AG5015B 50*50*15mm

Motor:DC

Bearing:sleeve、Hydraulic

Shell frame: PBT UL94V-0

Fan blade: PBT UL94V-0

Insulation:Class B

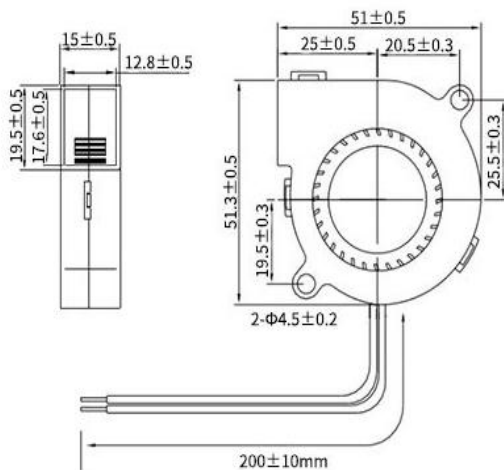
Wire:AWG#26UL1007 (optional)

PIN1:BLACK WIRE---(-)

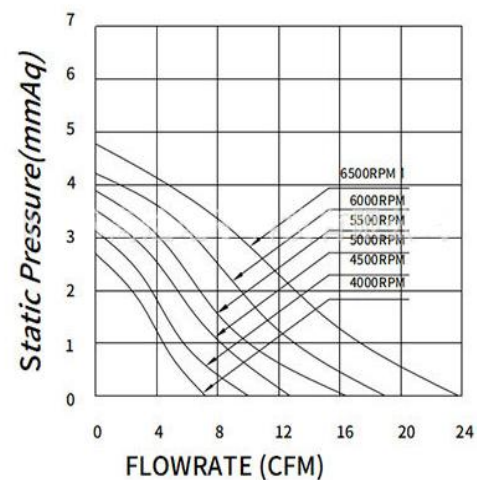
PIN2:RED WIRE---(+)



DIMENSIONS DRAWING(unit:mm)



P@Q CURVE(AT RATED VOLTAGE)



Model	Bearing Mode①	Rated Voltage	Operating voltage range	Rated current	Rated input power	Speed	Maximum air Flow		Maximum Air pressure		Noise
		VDC	VDC	Amp	Watt		R. P. M	M3/min	CFM	mmH2O	
PART. NO.		VDC	VDC	Amp	Watt	R. P. M	M3/min	CFM	mmH2O	InH2O	dB-A
AG5015B05L	B=Ball S=Sleeve H=Hydraulic	5	1.8~3.6~6.8	0.34	1.68	4000	0.080	2.81	7.56	0.298	34.3
AG5015B05M		5	1.8~3.6~6.8	0.43	2.16	4500	0.089	3.15	9.69	0.381	37.1
AG5015B05H		5	1.8~3.6~6.8	0.53	2.64	5000	0.100	3.54	12.57	0.495	39.6
AG5015B05HH		5	1.8~3.6~6.8	0.62	3.12	5500	0.112	3.96	16.12	0.635	42.5
AG5015B05VH		5	1.8~3.6~6.8	0.72	3.60	6000	0.120	4.23	19.38	0.763	44.3
AG5015B05HV		5	1.8~3.6~6.8	0.768	3.84	6500	0.133	4.71	23.98	0.944	46.3
AG5015B12L		12	7~13.5	0.14	1.68	4000	0.080	2.81	7.56	0.298	34.3

AG5015B12M	B=Ball S=Sleeve H=Hydraulic	12	7~13.5	0.18	2.16	4500	0.089	3.15	9.69	0.381	37.1
AG5015B12H		12	7~13.5	0.22	2.64	5000	0.100	3.54	12.57	0.495	39.6
AG5015B12HH		12	7~13.5	0.26	3.12	5500	0.112	3.96	16.12	0.635	42.5
AG5015B12VH		12	7~13.5	0.3	3.60	6000	0.120	4.23	19.38	0.763	44.3
AG5015B12HV		12	7~13.5	0.32	3.84	6500	0.133	4.71	23.98	0.944	46.3

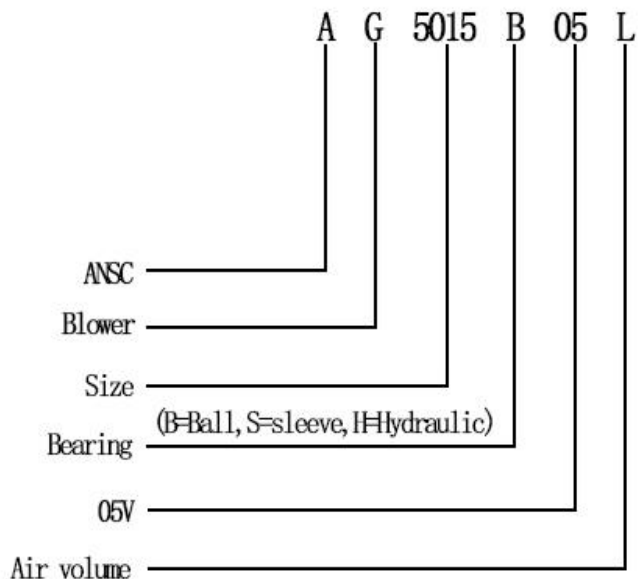
①Bearing Mode:Ball/ Sleeve/Hydraulic/Ball (UL)/Sleeve (UL) Hydraulic (UL)

②X=Function: FG RD RDL LD PWM TP VC RC CS RP SS AS CL IPX5

③A=Plug

④C=Customized by customers: Air volume, Air duct, Movement, Service life, Temperature, Noise, Material, Mold.etc.

导引: 编码规则Code Rule



*PROPRIETARY AND CONFIDENTIAL , THE INFORMATION CONTAINED IN THIS DRAWING IS THE SOLE PROPERTY OF <ALL NEW SEMI>.
ANY REPRODUCTION IN PART OR AS A WHOLE WITHOUT THE WRITTEN PERMISSION OF <ALL NEW SEMI> IS PROHIBITED.

<https://allnewsemi.com>
<https://allnewsemi.shop>