



DC Blower fan

AG3004H 30*30*4mm

Motor:DC

Bearing:sleeve、Hydraulic

Shell frame: PBT UL94V-0

Fan blade: PBT UL94V-0

Insulation:Class B

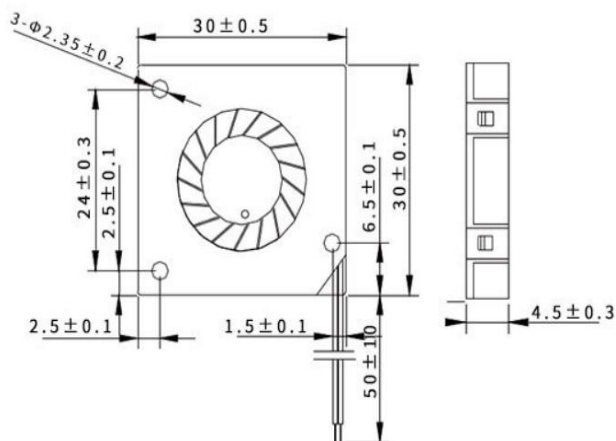
Wire:AWG#26UL1007 (optional)

PIN1:BLACK WIRE---(-)

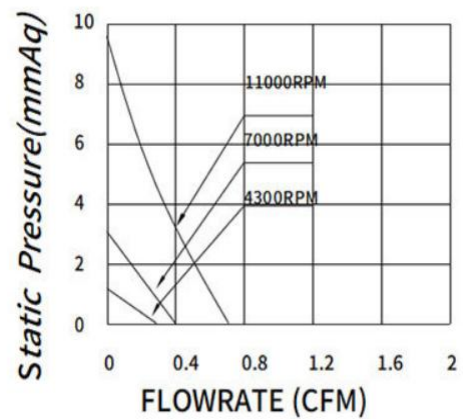
PIN2:RED WIRE---(+)



DIMENSIONS DRAWING(unit:mm)



P@Q CURVE(AT RATEDVOLTAGE)



Model	Bearing Mode①	Rated Voltage	Operating voltage	Rated current	Rated input power	Speed	Maximum air Flow		Maximum Air pressure		Noise
		VDC	VDC	Amp	Watt		R. P. M	M3/min	CFM	mmH2O	
PART. NO.											
AG3004H05H	B=Ball S=Sleeve H=Hydraulic	5	1.9~6	0.07	0.35	11000	0.021	0.73	9.57	0.376	28.6
AG3004H05M		5	1.9~6	0.05	0.165	7000	0.011	0.39	3.05	0.12	<18
AG3004H05L		5	1.9~6	0.03	0.06	4300	0.007	0.26	1.16	0.046	<18

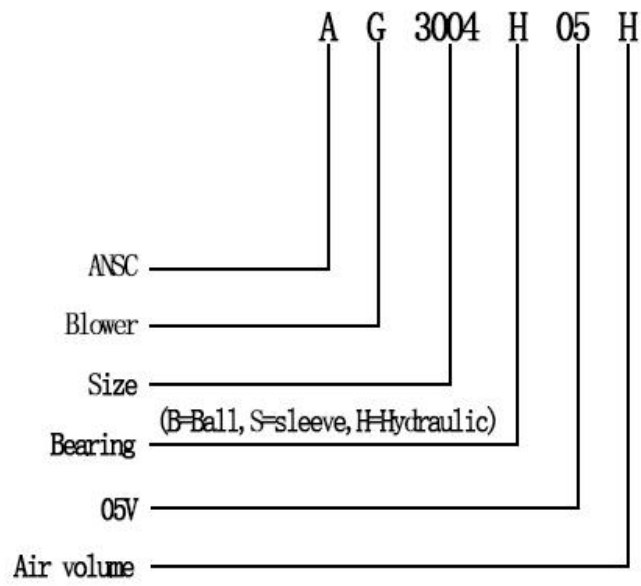
①Bearing Mode:Ball/ Sleeve/Hydraulic/Ball (UL)/Sleeve (UL)Hydraulic (UL)

②X=Function: FG RD RDL LD PWM TP VC RC CS RP SS AS CL IPX5

③A=Plug

④C=Customized by customers: Air volume, Air duct, Movement, Service life, Temperature, Noise, Material, Mold.etc.

导引：编码规则Code Rule



*PROPRIETARY AND CONFIDENTIAL , THE INFORMATION CONTAINED IN THIS DRAWING IS THE SOLE PROPERTY OF <ALL NEW SEMI>. ANY REPRODUCTION IN PART OR AS A WHOLE WITHOUT THE WRITTEN PERMISSION OF <ALL NEW SEMI> IS PROHIBITED.

<https://allnewsemi.com>
<https://allnewsemi.shop>