



DC Blower fan

AG6015B 60*60*15mm

Motor:DC

Bearing:Ball、sleeve、Hydraulic

Shell frame: PBT UL94V-0

Fan blade: PBT UL94V-0

Insulation:Class B

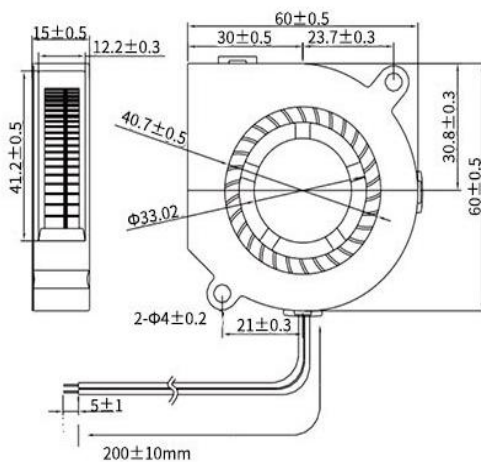
Wire:AWG#26UL1007 (optional)

PIN1:BLACK WIRE---(-)

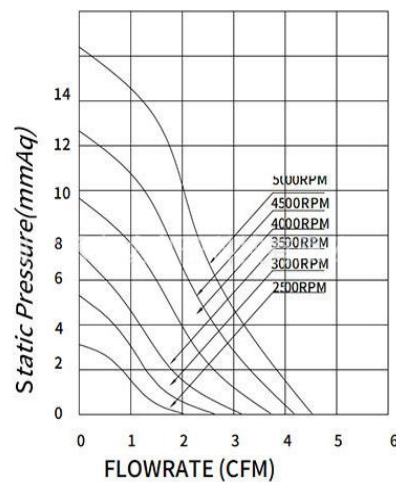
PIN2:RED WIRE---(+)



DIMENSIONS DRAWING(unit:mm)



P@Q CURVE(AT RATED VOLTAGE)



Model	Bearing Mode①	Rated Volt	Operating voltage range	Rated current	Rated input power	Speed	Maximum air Flow		Maximum Air pressure		Noise
							M3/min	CFM	mmH2O	InH2O	
PART. NO.		VDC	VDC	Amp	Watt	R. P. M					dB-A
AG6015B12L	B=Ball S=Sleeve H=Hydraulic	12	6~13.5	0.1	1.20	2500	0.063	2.24	3.31	0.13	24.4
AG6015B12M		12	6~13.5	0.14	1.68	3000	0.079	2.78	5.12	0.201	29.5
AG6015B12H		12	6~13.5	0.22	2.64	3500	0.090	3.16	7.13	0.28	33.6
AG6015B12HH		12	6~13.5	0.3	3.60	4000	0.104	3.67	9.72	0.383	36.9
AG6015B12VH		12	6~13.5	0.35	4.20	4500	0.117	4.13	12.70	0.5	40.5
AG6015B12HV		12	6~13.5	0.4	4.80	5000	0.128	4.54	16.62	0.654	43.5

AG6015B24L	B=Ball S=Sleeve H=Hydraulic	24	18~26.5	0.05	1.20	2500	0.063	2.24	3.31	0.13	24.4
AG6015B24M		24	18~26.5	0.07	1.68	3000	0.079	2.78	5.12	0.201	29.5
AG6015B24H		24	18~26.5	0.11	2.64	3500	0.090	3.16	7.13	0.28	33.6
AG6015B24HH		24	18~26.5	0.15	3.60	4000	0.104	3.67	9.72	0.383	36.9
AG6015B24VH		24	18~26.5	0.16	3.84	4500	0.117	4.13	12.70	0.5	40.5
AG6015B24HV		24	18~26.5	0.18	4.32	5000	0.128	4.54	16.62	0.654	43.5

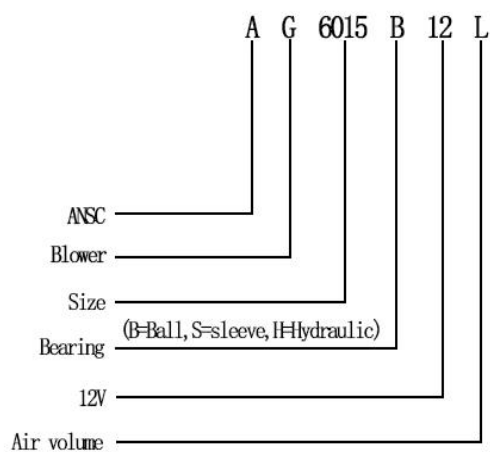
①Bearing Mode:Ball/ Sleeve/Hydraulic/Ball (UL)/Sleeve (UL)Hydraulic (UL)

②X=Function: FG RD RDL LD PWM TP VC RC CS RP SS AS CL IPX5

③A=Plug

④C=Customized by customers: Air volume, Air duct, Movement, Service life, Temperature, Noise, Material, Mold.etc.

导引： 编码规则Code Rule



*PROPRIETARY AND CONFIDENTIAL , THE INFORMATION CONTAINED IN THIS DRAWING IS THE SOLE PROPERTY OF <ALL NEW SEMI>.
ANY REPRODUCTION IN PART OR AS A WHOLE WITHOUT THE WRITTEN PERMISSION OF <ALL NEW SEMI> IS PROHIBITED.

<https://allnewsemi.com>
<https://allnewsemi.shop>