



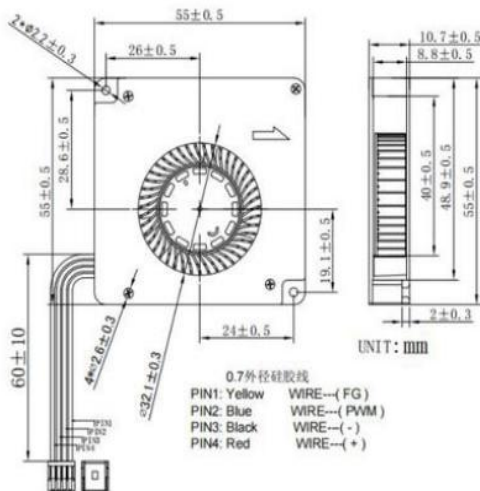
DC BLOWER FAN

AG5510B 55*10mm

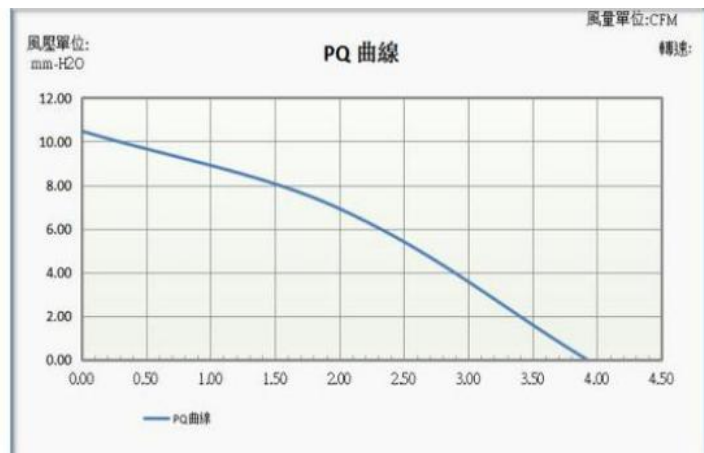
Motor:DC Blower
 Bearing:Ball、Sleeve、Hydraulic
 Shell frame: PBT UL94V_0
 Fan blade: PBT UL94V_0
 Insulation:Class B
 Wire:AWG#26UL1007 (optional)
 PIN1:BLACK WIRE---(-)
 PIN2:RED WIRE---(+)



DIMENSIONS DRAWING(unit:mm)



P@Q CURVE(AT RATED VOLTAGE)



Model	Bearing Mode①	Rated Voltage	Operating voltage range	Rated current	Rated input power	Speed	Maximum air Flow		Maximum Air pressure		Noise
		VDC	VDC	Amp	Watt		R. P. M	m³/min	CFM	mmH2O	
PART. NO.											
AG5510B05H	B=Ball S=Sleeve H=Hydraulic	5	3~6	0.21	1.05	4500	0.111	3.92	10.48	0.413	31.2
AG5510B12H		12	8.5~13.5	0.09	1.05	4500	0.111	3.92	10.48	0.413	31.2

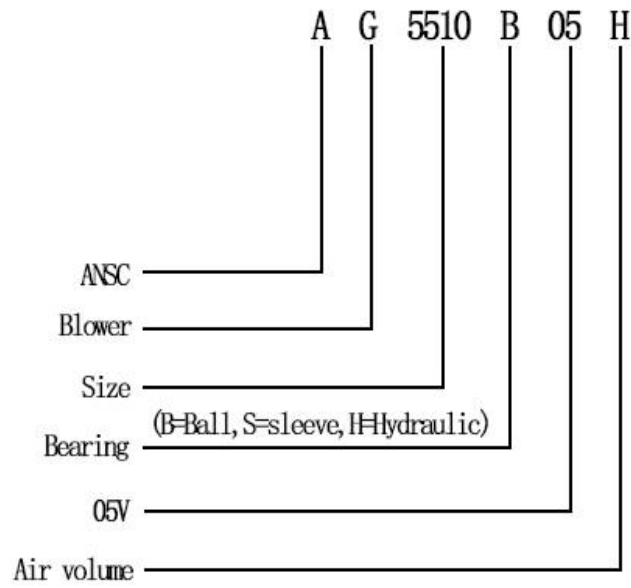
①Bearing Mode:Ball/ Sleeve/Hydraulic/Ball (UL)/Sleeve (UL)Hydraulic (UL)

②X=Function: FG RD RDL LD PWM TP VC RC CS RP SS AS CL IPX5

③A=Plug

④C=Customized by customers: Air volume, Air duct, Movement,Service life, Temperature, Noise, Material, Mold.etc.

导引：编码规则Code Rule



*PROPRIETARY AND CONFIDENTIAL , THE INFORMATION CONTAINED IN THIS DRAWING IS THE SOLE PROPERTY OF <ALL NEW SEMI>. ANY REPRODUCTION IN PART OR AS A WHOLE WITHOUT THE WRITTEN PERMISSION OF <ALL NEW SEMI> IS PROHIBITED.

<https://allnewsemi.com>
<https://allnewsemi.shop>