



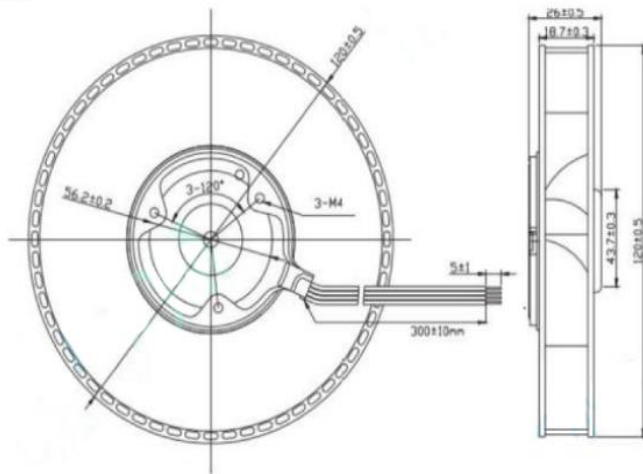
DC Centrifugal FAN

AQL12025B 120*25mm

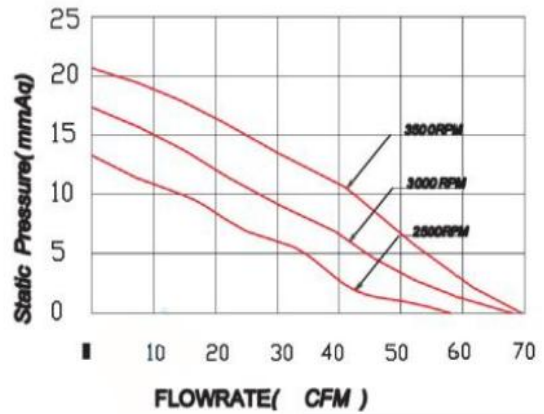
Motor:DC Centrifugal
 Bearing:Two Ball
 Shell frame: PBT UL94V_0
 Fan blade: PBT UL94V_0
 Insulation:Class B
 Wire:AWG#26UL1007 (optional)
 PIN1:BLACK WIRE---(-)
 PIN2:RED WIRE---(+)



DIMENSIONS DRAWING(unit:mm)



P@Q CURVE(AT RATED VOLTAGE)



Model	Bearing Mode①	Rated Vol	Freque ncy	Rated current	Rated input power	Speed	Maximum air Flow		Maximum Air pressure		Noise
		VDC	VDC	Amp	Watt		R. P. M	M3/min	CFM	mmH20	
PART. NO.		VDC	VDC	Amp	Watt	R. P. M	M3/min	CFM	mmH20	InH20	dB-A
AQL12025B12M	B=Ball S=Sleeve H=Hydraulic	12	7.5~13.5	0.60	7.20	2500	1.622	57.29	13.95	0.549	45
AQL12025B12H		12	7.5~13.5	0.80	9.60	3000	1.929	68.14	17.74	0.698	49.6
AQL12025B12HH		12	7.5~13.5	1.20	14.40	3500	1.973	69.69	21.18	0.833	53.5
AQL12025B24M		24	18~26.5	0.30	7.20	2500	1.622	57.29	13.95	0.549	45
AQL12025B24H		24	18~26.5	0.40	9.60	3000	1.929	68.14	17.74	0.698	49.6
AQL12025B24HH		24	18~26.5	0.60	14.40	3500	1.973	69.69	21.18	0.833	53.5

AQL12025B48M		48	36~54	0.15	7.20	2500	1.622	57.29	13.95	0.549	45
AQL12025B48H	B=Ball S=Sleeve H=Hydraulic	48	36~54	0.20	9.60	3000	1.929	68.14	17.74	0.698	49.6
AQL12025B48HH		48	36~54	0.32	14.40	3500	1.973	69.69	21.18	0.833	53.5

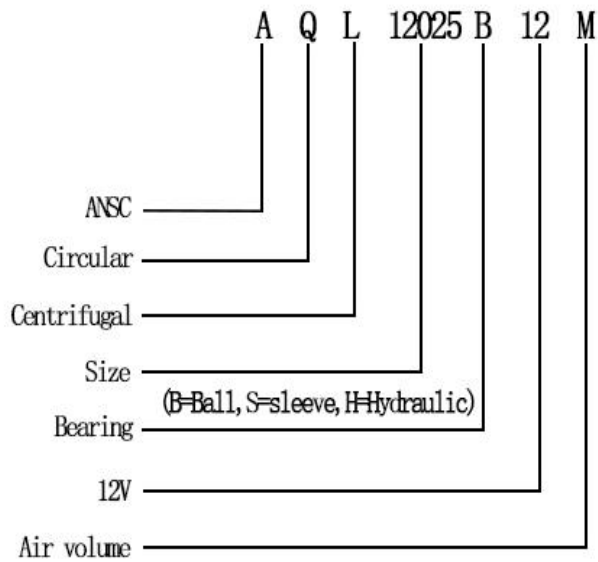
①Bearing Mode:Ball/ Sleeve/Hydraulic/Ball (UL)/Sleeve (UL)Hydraulic (UL)

②X=Function: FG RD RDL LD PWM TP VC RC CS RP SS AS CL IPX5

③A=Plug

④C=Customized by customers: Air volume, Air duct, Movement,Service life, Temperature, Noise, Material, Mold.etc.

导引： 编码规则Code Rule



*PROPRIETARY AND CONFIDENTIAL , THE INFORMATION CONTAINED IN THIS DRAWING IS THE SOLE PROPERTY OF <ALL NEW SEMI>.

ANY REPRODUCTION IN PART OR AS A WHOLE WITHOUT THE WRITTEN PERMISSION OF <ALL NEW SEMI> IS PROHIBITED.

<https://allnewsemi.com>
<https://allnewsemi.shop>